



Dynamic TraderTM

For Stock, Futures, Index and
Forex Market Traders

V.7



Robert Miner, Founder

Limited Time Special Pricing

While we are in the process of rebuilding our website and order system, we temporarily are offering a significant discount for the DT Software and Trading Course Package.

Just \$997 (back to \$1200 after website is restored) for the complete DT7-EOD with access to all the Getting Started and Trading Course Videos

PLUS a three month subscription to your choice of DT Futures or DT Stock/ETF or DT Trade Alerts.

Add-ons to your DT Software Package:

DT-eSignal Annual License (DT-RTE): \$400

Enables DT to accept eSignal RT data. You must have an eSignal data subscription.

DT-Gann Module (\$295, regularly \$395)

A one time cost to unlock the DT-Gann module to enable you to do geometric charting, Gann angles and more in the DT program.

DT Multimedia E-Learning Workshop (\$297, Regularly \$997 without the DT purchase).

Our flagship educational program. Almost 40 hours of accelerated learning methods for a comprehensive practical trading education produced by Robert Miner. Includes video bar-by-bar examples, quizzes for each section, support materials. This will be your only opportunity to purchase at this dramatic discount if you purchase this course with the DT Software.

Order DT7 Now While the Discount Pricing Is Available.

DT7 and Data Formats and Vendor

DT does not provide data. DT reads most of the popular daily data formats. You must subscribe to a data vendor service to collect data for DT. Below are data formats and data vendors recommended by Dynamic Traders Group.

Daily Data (End-of-Day) Data

A subscription for daily data is very inexpensive (\$30-\$50 month depending on what exchanges you want data from). There are many data suppliers. Here are a few we have used for years.

Metastock (Equis) Daily Data with the Downloader (V.11)

Metastock is one of the most popular data formats and has been in business for a very long time. It is an excellent source of daily (EOD) data. Their real time data feed is not compatible with DT. You must use their data Downloader (V.11) to download the data to your hard drive. Newer versions have a newer and non-compatible format. Metastock provides data from just about every exchange throughout the world.

[CLICK HERE for a FREE two month subscription to Metastock data](#)

DT7 with eSignal Real Time Data

You must have the DT-RTE annual license (\$400 year) for DT to accept RT data from eSignal. You must have a subscription to an eSignal data service that uses the eSignal Data Manager. As of the time of this writing, all eSignal real time subscriptions use the Data Manger. eSignal Real Time data subscriptions from about \$150 month.

DT and Worden Bros (TC2000 V.7) End of Day Data

We've used TC2000 daily data for many years and have specially programmed DT to read Worden Data and Worden workgroups directly into DT. DT is only compatible with TC2000 V.7 which is available for download with your Worden Bros subscription. DT does not read the newer Worden formats (V.12 as of the time of this writing) or any Worden Real – Time data feeds.

DT Trade Station Data Utility for RT Data Feed

For DT owners who also have Trade Station, we provide a DT-TS Data utility at no charge which will convert data from your Trade Station charts to a format DT can read real time. If you have DT and Trade Station and use this utility, you do not need one of our Real-Time license upgrades or a separate RT data feed.

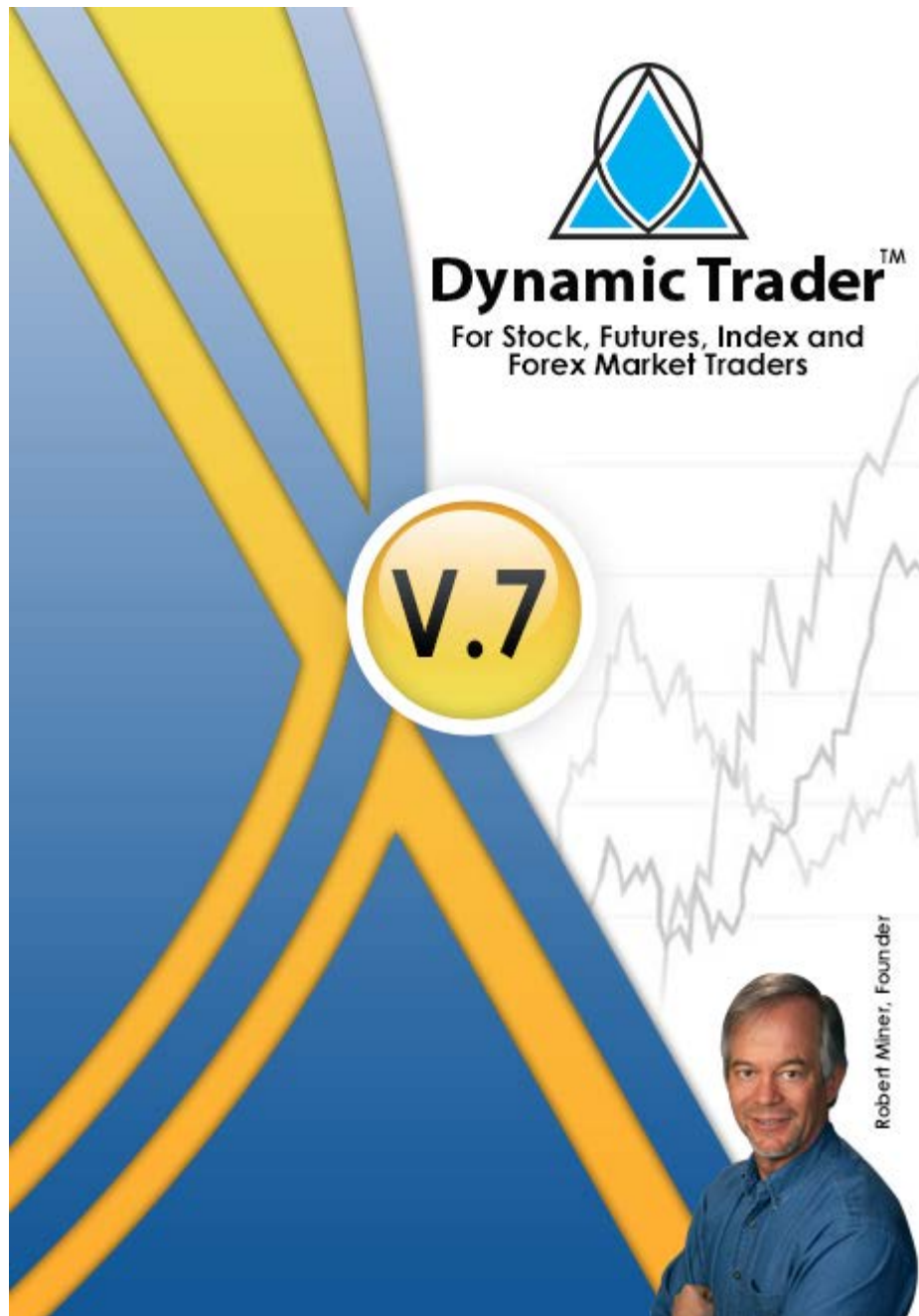
DT and ASCII Data

There is free to inexpensive sources of ASCII (txt) data. DT includes a utility to setup the format of ASCII data so it can be read by DT. This is practical if you have only a small number of data files. You should consider a well known data supplier that distributes data in one of the popular data formats such as Metastock, CSI or Worden Bros. if you are going to want to view many symbols.

Call or email us if you have any questions regarding data formats or data vendors.

DT@DynamicTraders.com

520 404-4955



Also see the **DT Video Tours** to view the many features of DT7

From the DT Software page at
www.DynamicTraders.com

The best Trading Software and Education for precision multiple time frame price, time, pattern and momentum trade strategies you will ever use!

Dynamic Trader Software and Trading Course

A powerful combination of trading education and unique trading software.

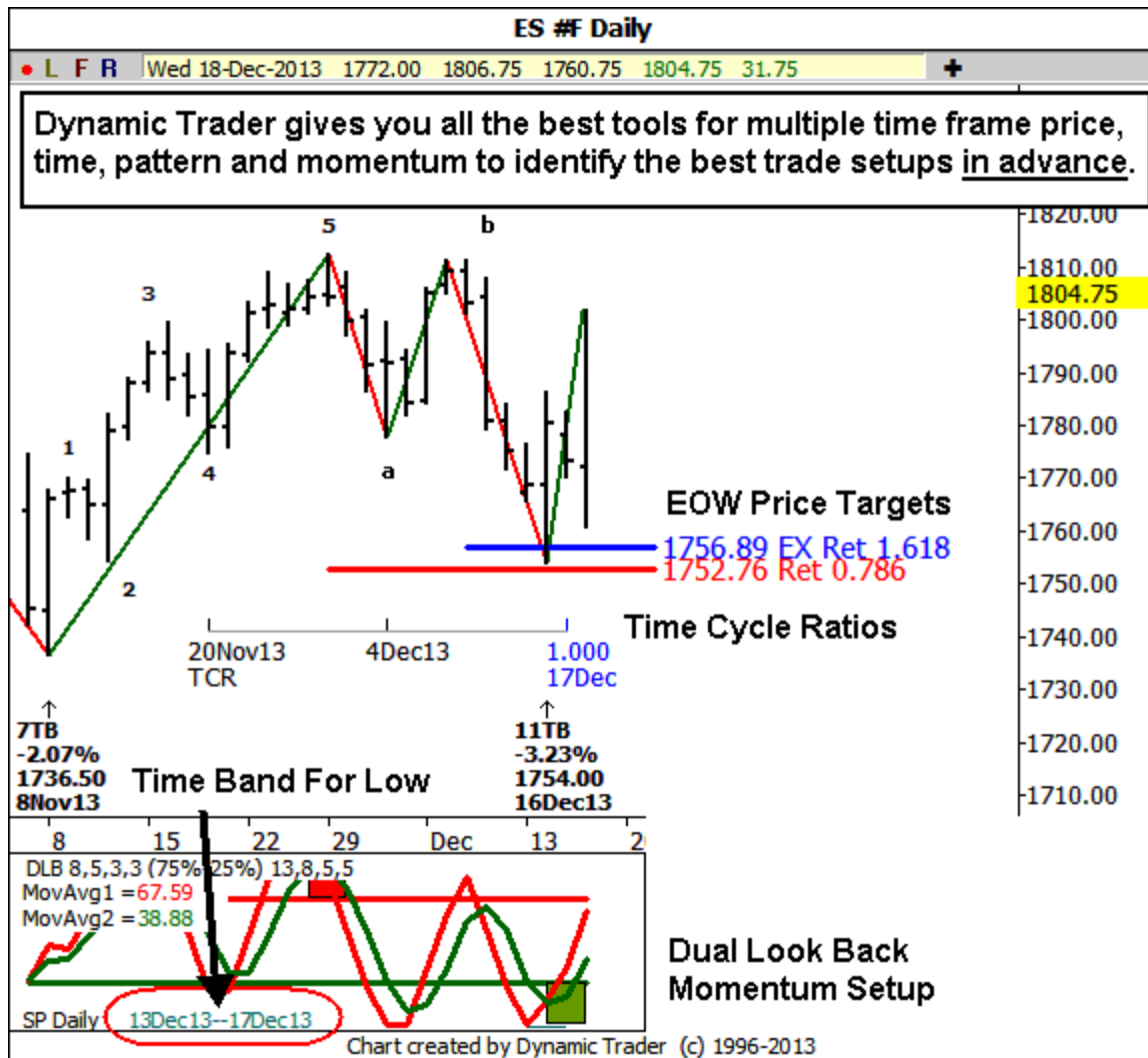
After almost 20 years since version one was released in 1997, the **Dynamic Trader** software continues to lead the field in multiple time frame dynamic and Fib time and price analysis, simplified Elliott wave and unique momentum trade strategies. DT remains the only trading software that we are aware of that is sold with a complete educational package that teaches the user all of the principles of Dynamic Trading plus how to make practical day-to-day, real world trading decisions with the unique features in the program.

Dynamic Trader includes unique time and price projection and momentum features developed by Robert Miner, the author of *Dynamic Trading* which was named the 1999 Trading Book of the Year and *High Probability Trading Strategies* released in 2008 and consistently one of the best selling, practical trading books, year after year. Join traders from over 30 countries who have learned how to trade the Dynamic Trader way.

How can Dynamic Trader help you?

Here are just a few benefits for each DT owner. You will learn about even more practical benefits throughout this brochure. **Also, be sure to view the DT Tour Videos to see DT in action.**

- Trade any market and **any time frame** from 1-minute to monthly data including futures, Forex, stocks and ETFs.
- Quickly project the **price reversal and trend target zones** for very low-risk trade setups.
- Keep in the trade for the duration of the trend by projecting the **minimum and maximum time** targets for any trend and counter trend.
- **Scan a large portfolio** of stocks or futures for the Dual Time Frame Momentum Reversal and End-of-Wave setups plus other unique trade alert scans.
- **Set a Dual Time Frame Momentum Reversal Alert** on real-time data.
- Learn trend reversal and trend continuation **trade strategies** with the DT Trading Course Videos included with each software.
- Receive an **ongoing education** with the DT Daily Reports subscription included with each DT purchase and the DT Owners Training Videos.
- **And a whole lot more!**



Completely Unique Trade Program

DT is the original and still the premier trading program for Fib and Dynamic Time and Price trade strategies and Multiple-Time-Frame momentum strategies. DT users have the tools and receive the education how to project in advance precise time and price targets for trend continuation and trend reversal. But there is much more to **Dynamic Trader**. Our proprietary DTosc is the best momentum indicator for practical multiple time frame and multiple lookback trade strategies for any market and any time frame.

No other trading program includes the unique Fib and Dynamic Time and Price features included in Dynamic Trader. Some have tried. All have come up short. Robert Miner developed the unique Dynamic and Fib Time Projections, Time Cycle Ratio projections, End-of-Wave Price Targets, Time/Price Wave Bands, Time and Price Rhythm Zones and much more for Dynamic Trader. When you use **Dynamic Trader** for your time and price studies, you are using the original and most complete trading program to help you identify precise time and price reversal zones in advance for any market and any time frame.

No trading program gives you more options for these studies **plus the practical trading education** how to use them to make practical trade decisions every day.



About Robert Miner and the Dynamic Trader Software and Trading Course – Version 7

Another generation of market masters provided the initial insights into dynamic time, price and pattern projection techniques. But none provided a **systematic** and **practical** application of multiple time frame time, price, pattern and momentum analysis methods. Miner has done just that, expanding upon the work of the early trade masters and incorporating his own unique insights gained from almost 30 years of research, testing and practical trading experience.

Miner has proven the **practical application** the Dynamic Trading strategies through his advisory and educational newsletters since 1986 and his 1993 first place win in the annual Robbins Trading Company real-money World Cup Championship of Futures Trading and 4th Place in 2015. The *Dynamic Trader* software is one of the few, if not the only software program that has been designed by a trader with a **demonstrable record of success**. Miner was named the *Market Guru of the Year* by the 1997 Supertraders Almanac, primarily for his forecasts and trading strategies for the S&P index. His book, *Dynamic Trading*, was named the 1999 *Trading Book of the Year*. His most recent book, *High Probability Trading Strategies* is the culmination of trading and teaching practical trade strategies for over 30 years.

Dynamic Trader's Powerful Features and Tools

Dynamic Trader includes a complete set of charting, scan and alert tools, many not found in any other trading software. Whether you are a day trader or position trader, you will be prepared for the best trade setups with the Dynamic Trader Software and Trading Course.

Unique Time, Price and Momentum Tools

Fib-Price Tool for clearly defined and labeled Ret, APP and Exp price targets

EOW-Price target zones for one click price projections

Custom Price Targets to identify multiple time frame target zones.

Fib-Time Tool to identify specific Time Cycle Ratio time targets.

Dynamic Time Projection Report identifies weighted time targets well in advance.

Fib Time Projection Report one click projections of all Fib counts and ratios.

DT Time Bands identify the cycle highs and lows.

Time/Price Wave Bands are one click projections of the min, typical and max time/price targets for most common trend and counter trend pattern.

And Lots More!

Proprietary Portfolio Scans and Alerts

Scan an entire portfolio of futures, stocks or Forex symbols with our unique and incredibly powerful portfolio scans.

Dual-Time-Frame and Dual-Lookback Momentum Scan and Alerts to identify momentum reversals in the direction of the higher time frame momentum.

DT Trade Setup Scanner identifies short term reversal and volatility breakouts.

DT Alert Scanner allows you to set up a wide variety of momentum alerts for an entire portfolio.

DT ROC and DTosc Scanner compares the relative position of the Rate-of-Change and DTosc momentum position for up to three time frames with one scan.

DT EOW (end-of-wave) Scan identifies which markets have reached the ideal time/price zones to complete the most common E-wave plus Gartley and Butterfly patterns.

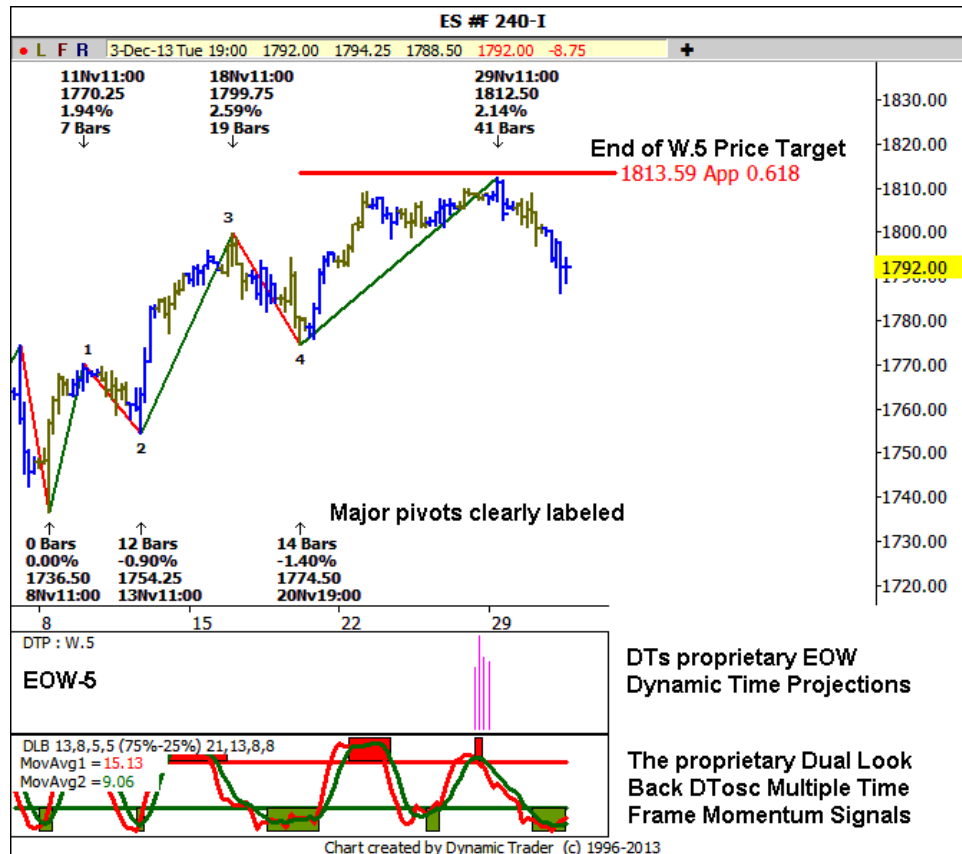
And Lots More!

Learn To Trade Consistently With Dynamic Trader

It's not enough to have a unique and comprehensive trading software. If that was all you needed to be a consistently successful trader, it would be quick and easy to earn consistent profits. That is why our focus is also on **trading education** and why Dynamic Trader is sold with a trading course and followup education for traders.

The *Dynamic Trader Software and Trading Course* includes **bonus educational programs** including the DT Trading Course videos. The DT Trading Course Videos show the user practical trade strategies to use with the unique features of the Dynamic Trader software. New with DT Version7 are a number of DT Training Videos including the "Getting Started With DT" series plus more advanced videos that teach you all about the practical application of the unique routines and reports in Dynamic Trader.

There's more. Each new DT owner receives a three month subscription to your choice of the DT Futures or DT Stock/ETF DT Reports. The DT Reports describe the best short to intermediate term trade setups and include educational training videos each week. Many of our DT owners tell us the DT Reports are better than any expensive workshop and provide an ongoing trading education. All of our DT Reports include **weekly educational videos**.



Plus, the DT package includes access to a wide range of practical training videos recorded by Robert Miner to teach you practical trade strategies for any market and any time frame.

The *Dynamic Trader Software and Trading Course* is truly a complete trading educational experience.

You Can't Buy Success

The late Bruce Babcock who published the Commodity Traders Consumer Report would often tell his readers, "You can't buy success." I couldn't agree more. What did he mean by this? Trading is like every other business. You must have the right tools and right education and learn to make decisions. You CAN NOT buy a trading software, system or tip sheet and expect that is all you need to be successful. You must take the time to learn to trade.

I know this industry is riddled with outrageous claims how their system, chat room or workshop will make you incredibly wealthy and successful. The trading expos and conferences are overrun with vendors making these claims. These are often just scammers without conscience and are not only an embarrassment to legitimate trading educators but probably walk a fine line of illegal claims.

At Dynamic Traders Group, we have traded and offered trading education and advisory services for almost 30 years. We've been around this long because we make no promises of outrageous results. Our focus is to provide you with the best tools and education to help you develop as quickly as possible a consistently successful business of trading.

Dynamic Trader Online Training

Our new "Getting Started With DT" online training videos will help you learn to use Dynamic Trader quickly so you can start making practical and consistent trading decisions. Plus, there are a number of DT Users Guide Supplements available online to the DT owner so you will have a comprehensive reference source at any time. Once you have Dynamic Trader, you will have access to the DT Owners password protected web site for all of these great training tools. The "Getting Started With DT" training videos will get you up and running fast.

Once you are up and running with Dynamic Trader, we have lots more advanced DT Training Videos that teach you how to use many of the advanced tools and reports in Dynamic Trader.

We help you develop a logical and consistent trading plan from entry to exit.

Our Customer Support Is Always Free For Recent DT Versions

DT support is available by phone or our support ticket system which tracks your questions and all correspondence until your issue is resolved. Give us a call whenever you have a support question or send us a support ticket. We have recently installed a new support tracking system and are committed to a fast turn around with any support question. If a support problem comes up that is not easily handled by phone or the ticket system, we will call you and setup a live Remote Assist session to solve your problem.

Get Started With Dynamic Trader – NOW

What are you waiting for? Get started trading the Dynamic Trader way now. With the new DT7, you'll get a unique trading software plus a complete trading education that doesn't stop with your purchase, but includes an ongoing practical trading education with our daily DT Daily Reports and weekly videos.

Dynamic Trader Software and Trading Course - Version 7

Dramatically Improve Your Trading Results

DT Data Formats and Real-Time Data Feeds

DT-EOD will read most popular **daily** data formats including CSI, MetaStock, Worden and ASCII.

DT-RTE (eSignal) is the real-time upgrade for DT that works with eSignal real-time and eSignal EOD data. **You must have a subscription to the eSignal data service.** You must have the DT-EOD program and purchase the annual RTE upgrade from Dynamic Traders Group for data from eSignal to be active.

DT Trade Station Data Utility is provided free with DT-EOD and will convert the real-time data signal coming into Trade Station to a data file that may be read by DT-EOD as quickly as new bars or ticks are posted in Trade Station. The DT-TS utility we provide is installed in TS like any custom indicator and you are ready to go. TS must be running to capture the data and post to the file on your hard drive that DT will read. DT updates with each new TS tick.

Suggested Data Suppliers

You certainly don't have to use our suggested data suppliers as DT will read all of the popular data formats. We have used these data vendors for years and they have proven to provide reliable and quality data that is read by most software packages including Dynamic Trader. **If you have any questions about DT and data formats that we have not answered here, feel free to make an inquiry at dt@dynamictraders.com**

eSignal for Real-Time (www.eSignal.com). For about \$120 per month plus exchange fees, you can have real-time data for all stocks, futures, Forex and mutual funds which can be read directly by Dynamic Trader with the DT-RTE upgrade annual real-time license. You must own the Dynamic Trader EOD program to be able to purchase the DT-RTE upgrade annual license for your eSignal data subscription. **You must have a subscription to eSignal data.** DT does not read eSignal's LiveCharts or eSignal on Demand data. DT only reads the eSignal Premier or Premier Plus subscription data which uses the eSignal Data Manager.

Metastock (Reuters DataLink)

Reuters DataLink provides EOD data from just about every exchange around the world for futures, stock and Forex data. Their Downloader is simple to setup and use. The EOD data is downloaded in Metastock format which is the premier data format in the world and used by almost every trading program. They offer a **two month free subscription to DT users** at:

[CLICK HERE to get your 2 Months of Free Data from Metastock \(Equis\)](#)

Genesis Financial Technologies (www.genesisFT.com) for daily futures, stocks and intraday data. The intraday data is not real-time but you can download the intraday data at any time during the day in Metastock format for DT to read. Genesis offers a discount on their Trade Navigator program and data to DT owners. Our DT Owners tutorials teach you how to setup the TN export files to download and save daily and intraday data to your hard drive.

Worden (www.Worden.com) for stock and mutual fund daily data. You can update daily data anytime during the day. I've used WB for stock and mutual fund data for many years. DT does not work with TC-net intraday data. If you use Worden data with DT, you must use TC2000 Version 7 to download the data. The newer version 12 RT data stream is not available for third party trading programs. If you are a Worden user, you may have both V7 and V12 downloaded and running together.

The most popular EOD data formats are CSI, Metastock, Worden and ASCII. Any data supplier who supplies data in these formats should be acceptable to DT. We do not support proprietary data formats of some data suppliers but if their data can be converted to one of these formats, DT should be able to read it.

Dynamic Trader Software and Trading Course - Version 7

Dramatically Improve Your Trading Results

Join The DT International Trading Community Today

For current pricing, go to www.DynamicTraders.com – DT Software page.

DT-EOD Software and Trading Course

Includes the Dynamic Trader Software and Trading Course, *High Probability Trading Strategies* book, DT Trading Course videos, DT Online Users Guide Manual, access to the DT Online Training videos, a subscription to your choice of a DT Daily Report and access to the password protected DT Owners Web Site. DT-EOD includes the DT Trade Station Data Utility for no additional charge. If you already own the *High Probability Trading Strategies* book, you will receive a credit for the cost of the book when you place your order. DT-EOD is a one time fee for life time ownership.

DT-RTE (eSignal) Real-Time Upgrade (annual fee)

Real-Time Upgrade to use DT with eSignal real time data feeds. DT-RTE is only available to owners of DT-EOD. If you do not renew your annual RTE real-time license for eSignal data, you will still have DT-EOD available to use indefinitely. The DT real-time annual license does not include the data. **You must have a Premier data subscription to eSignal real-time or eSignal EOD data service.**

DT Trade Station Data Utility for RT Data Feed

For DT owners who also have Trade Station, we provide a DT-TS Data utility at no charge which will convert data from your Trade Station charts to a format DT can read real time. If you have DT and Trade Station and use this utility, you do not need one of our Real-Time license upgrades or a separate RT data feed.

System Requirements: *Dynamic Trader* requires a Windows operating system and approximately 10 megs of hard drive space.

Unconditional 30 Day Money Back Guarantee: If within 30 days of receipt of the program you are not satisfied with the software and trading material for any reason, return all of the material for a refund of your purchase price less a 20% of purchase price support/restock fee as described on our web site, no questions asked. Returns are only accepted with an RMA number you will receive after requesting a return by email and uninstall confirmation code you will be given when you uninstall the software.

A Definition of Insanity

Keep doing the same thing and expect different results.
Are you ready to make the change to Dynamic Trader or
are you going to keep doing the same old thing?

Do It Now! Learn To Make Trading A Business!

Order your Dynamic Trader Software and Trading Course package.

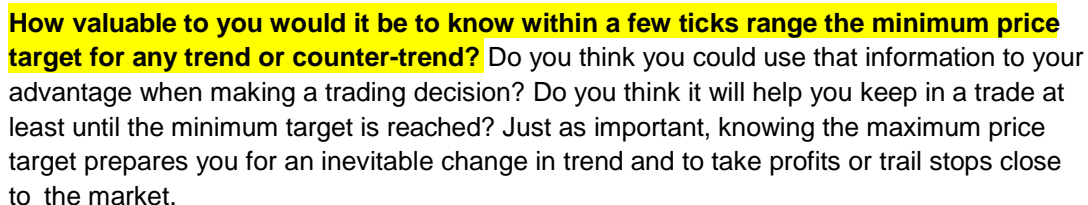
Join traders from over 30 countries.

Place your order on our secure web site order form at
www.DynamicTraders.com.

See DT live at the DT Video Tours on the Software page of our Web site.

Be sure to also view all the DT Tour Videos and What's New In DT7 Videos that are accessed from our website!

DT Projects The Minimum, Typical and Maximum Price Targets



Dynamic Trader Software and Trading Course - Version 7
Dramatically Improve Your Trading Results

DT's Proprietary End-of-Wave Price (EOW) Target Zones



- Prepare all Dynamic Time and Price Projections **in advance**.
- Be prepared at the beginning of each trading day for the high-probability support, resistance and trend change price zones of any degree from 1-minute to monthly charts.
- With the Dynamic Trader Software and Trading Course you will have the knowledge and patience to wait for the specific trade set-ups with the greatest probability of success.
- Project the price target for all the most common E-wave patterns plus Gartley and Butterfly.

How valuable to your trading would it be to be prepared in advance for price reversal targets?

After the fact analysis is OK to develop trade strategies, but all of the price routines in DT and what you learn from our educational material will prepare you in advance for high probability support/resistance and trend reversal targets.

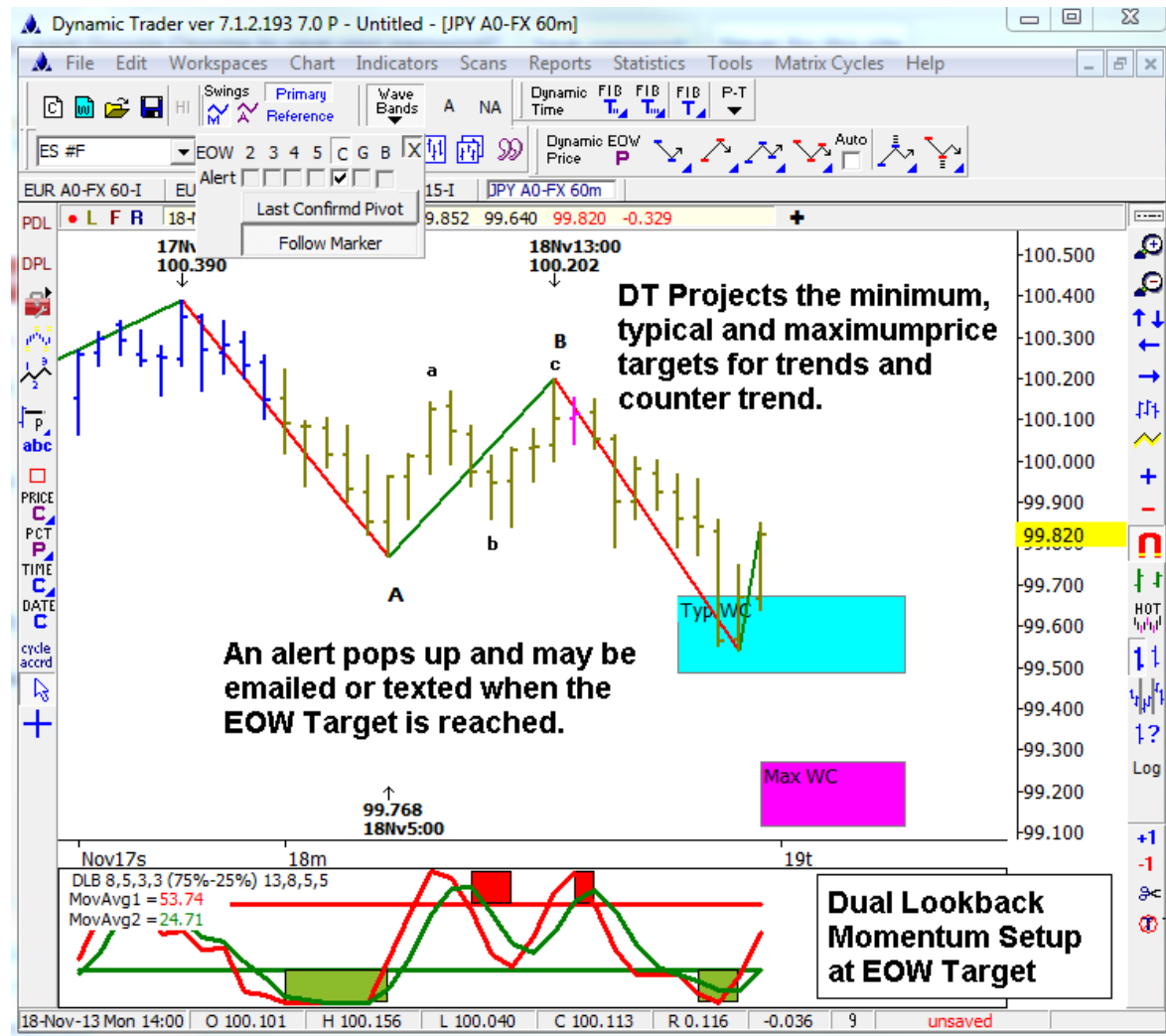
Dynamic Trader Software and Trading Course - Version 7

Dramatically Improve Your Trading Results

DT's Exclusive Automatic End-of-Wave Price/Time Wave Band Target Zones

No software program or trading approach will project the precise target for every trend change or support and resistance level every time. But we believe no other program will provide the consistent accuracy of Dynamic Trader.

Our unique Wave Band time/price target zones offer a one-click projection of the minimum, typical and maximum targets for any trend, any market, any time frame. The Dynamic Trader Trading Course teaches you the trading strategies to take advantage of this unique projection technique.



How valuable to you would it be to know days and even weeks in advance the minimum probable price and time objectives for any trend or counter-trend of any degree? Do you think that information would help you to make a decision which side of the market to trade? Everything we teach you is for practical, real world trade strategies for any market and any time frame.

Dynamic Trader Software and Trading Course - Version 7

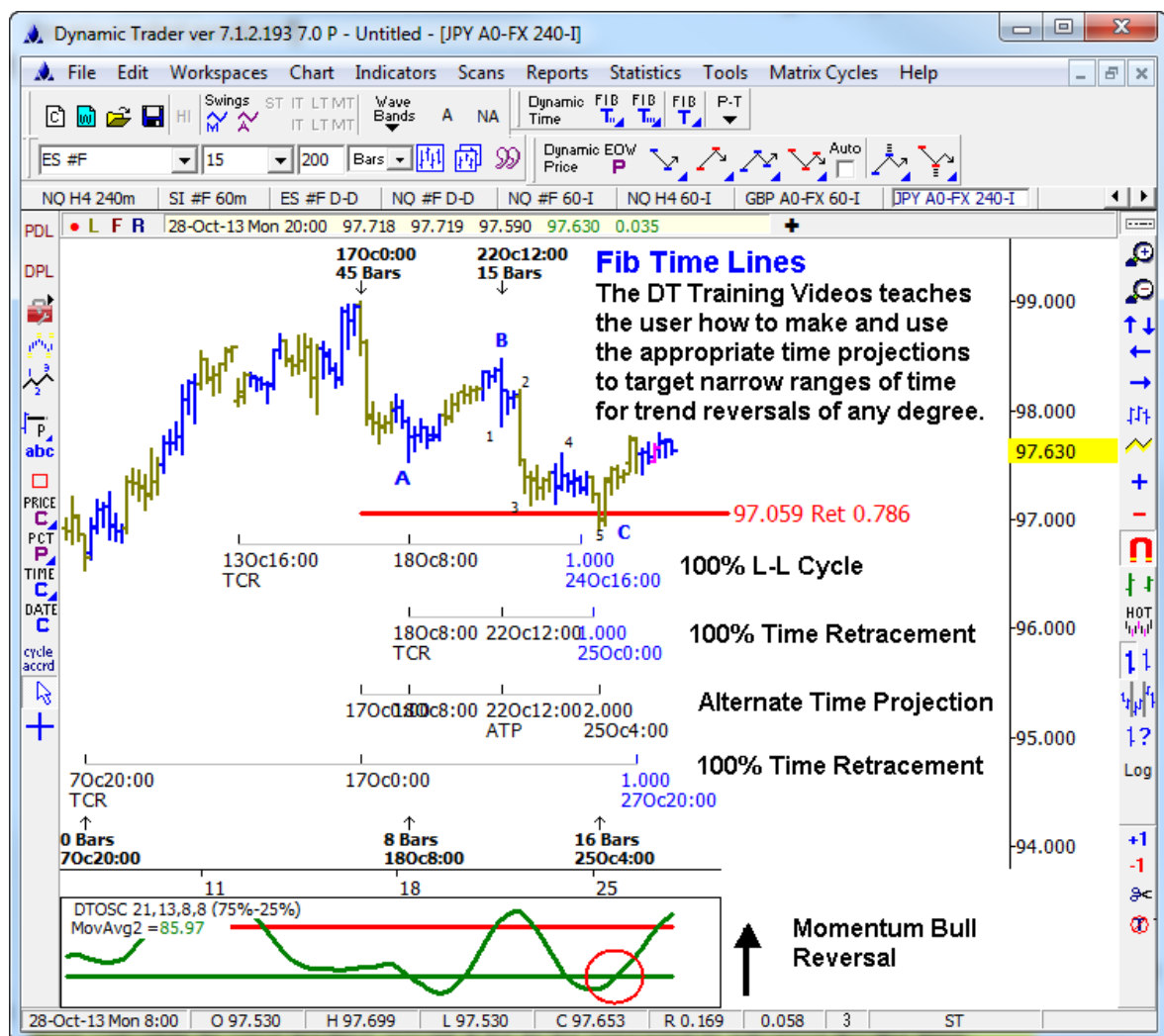
Dramatically Improve Your Trading Results

Dynamic Time Analysis With Dynamic Trader

Since 1986, Robert Miner has been teaching his unique approach to time analysis to traders around the world. Until Dynamic Trader was developed, no software program was capable of providing the unique time projections found in DT. Dynamic Trader provides several time projection routines and reports that are exclusive to the Dynamic Trader program including Fib-Time Lines, Dynamic Price Projection Report, Fib Time Blitz and Date-Count projections.

Fib Time Lines

Fib Time Lines may be quickly placed on the chart. The Dynamic Trader Trading Course and DT owners videos teach the user which ratios and which swings to project from for any market position.



How valuable to your trading would it be to be prepared in advance for the high probability time target for trend reversal for any market and any time frame?

With the Dynamic Trader Fib-Time Lines and other time projection routines, you will be prepared.

Dynamic Trader Software and Trading Course - Version 7

Dramatically Improve Your Trading Results

Dynamic Trader's Exclusive Dynamic Time Projections

In the late 1980's, Robert developed the unique Dynamic Time Projections. This incredible routine will project the narrow range time target zone to complete a trend or counter trend with amazing consistency. **We challenge any other software or trading program to provide as consistently accurate time reversal targets as DT.**

In one three year period, trend changes were made 89% of the time within one bar of the dynamic time targets included in Robert Miner's advisory reports. This time analysis approach has been proven over and over again in real-time analysis and trading.



How valuable do you think the Dynamic Time Projections will be to your trading for any market and any time frame?

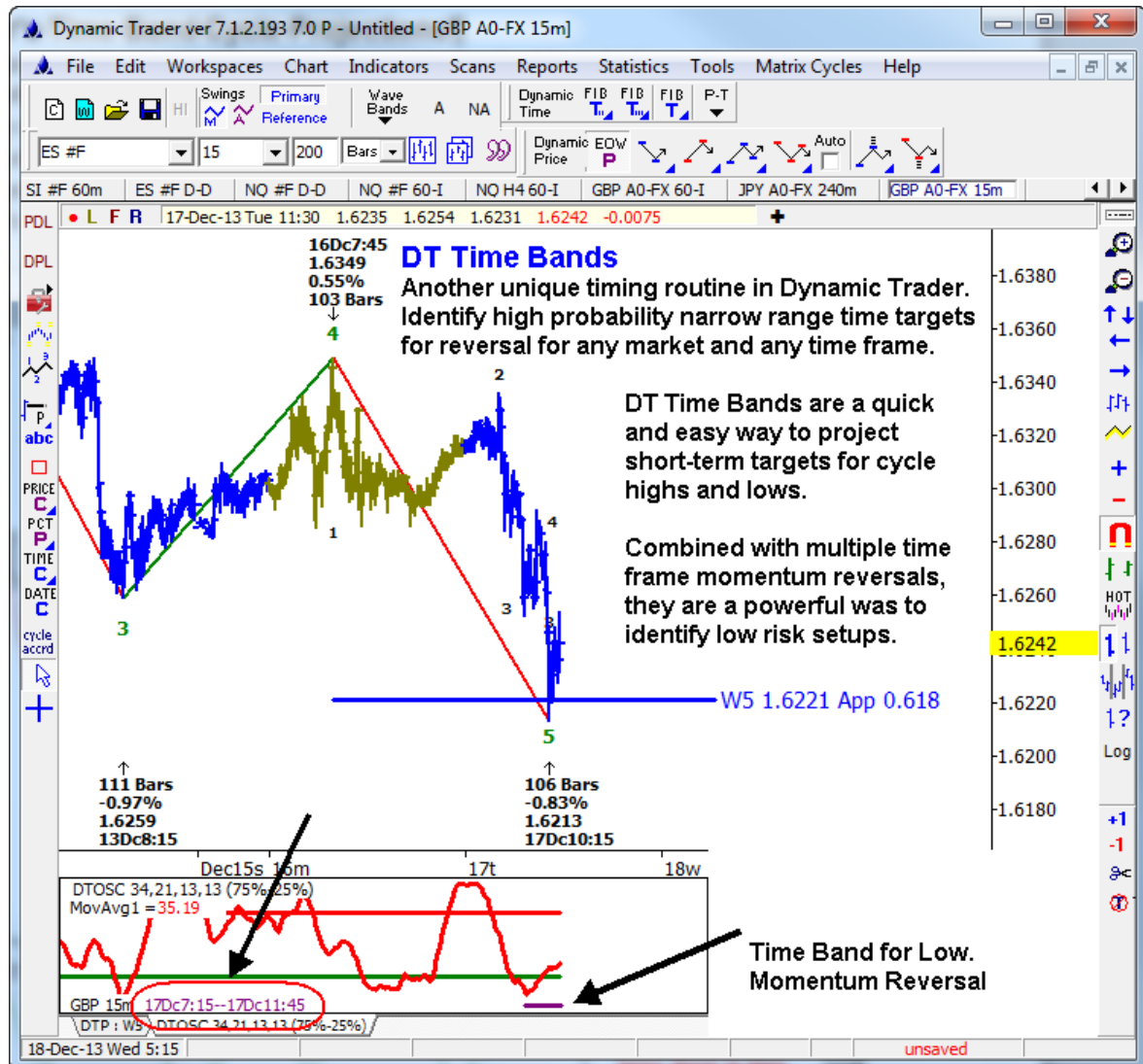
Dynamic Trader Software and Trading Course - Version 7

Dramatically Improve Your Trading Results

Dynamic Trader's Time Band Cycle Projections

DT Time Band targets are used to identify the narrow time range for highs and lows of any time frame. When used with an indicator hook for a set-up signal, Dynamic Traders have a powerful trade-entry and stop-loss technique that is completely objective.

If a market declines into the DT Time Band for the next low and the indicator has also reached the Buy-Zone and turned higher (a Bull Reversal), trail a buy-stop for a long position one tick above the prior bar's high.



DT Time Bands and unique indicator signals are another example of how DT provides every user a complete array of analysis and trade strategies for any market and any time frame.

How valuable to you think these setups would be to help you make practical trade decisions day in and day out?

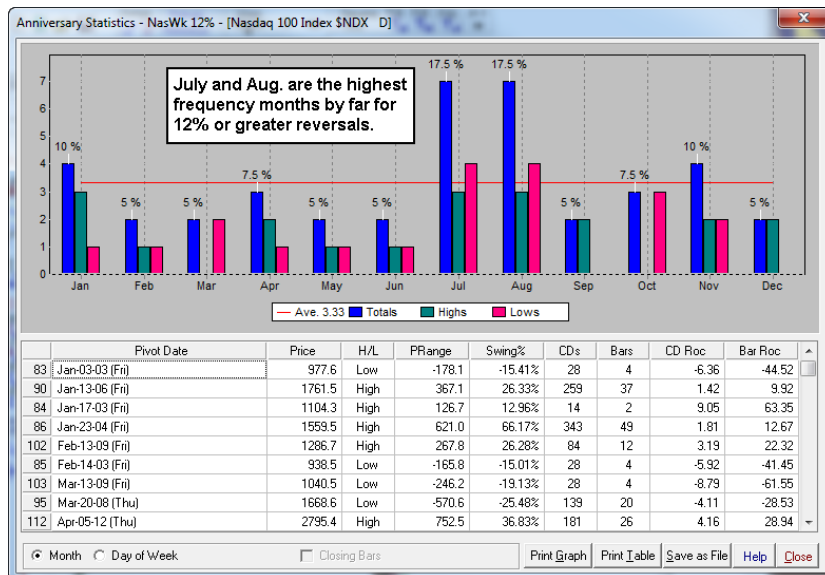
Dynamic Trader Software and Trading Course - Version 7

Dramatically Improve Your Trading Results

More Unique Time Analysis and Strategies in Dynamic Trader

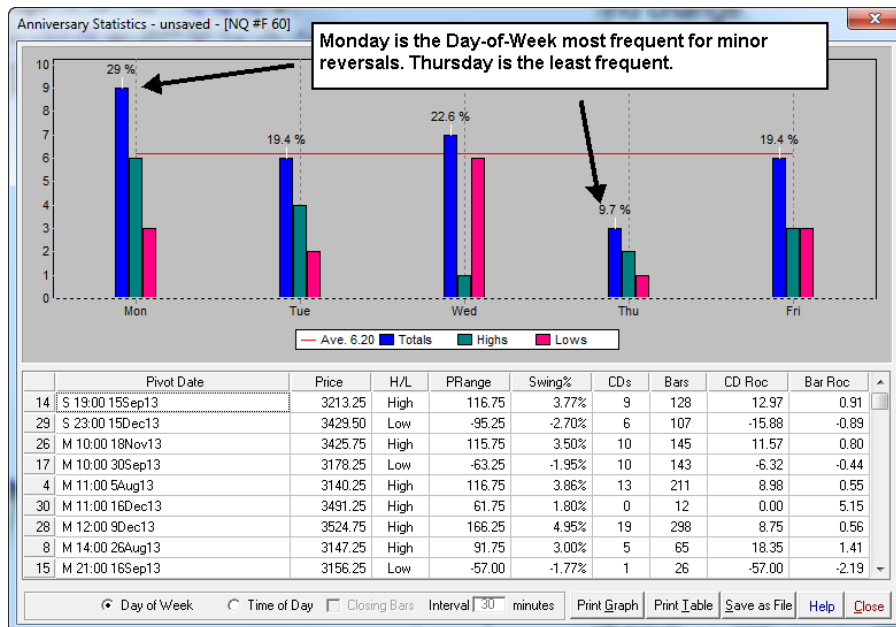
Monthly Anniversary Dates Report

The report shows the total number of trend changes for each month for the period chosen and also the number of highs and lows for each month



Change-In-Trend Days

Dynamic Trader will also provide the frequency of the days of the week when trend changes are made. This is very valuable information for short-term traders to know for any market which days of the week have the highest probability of trend change.



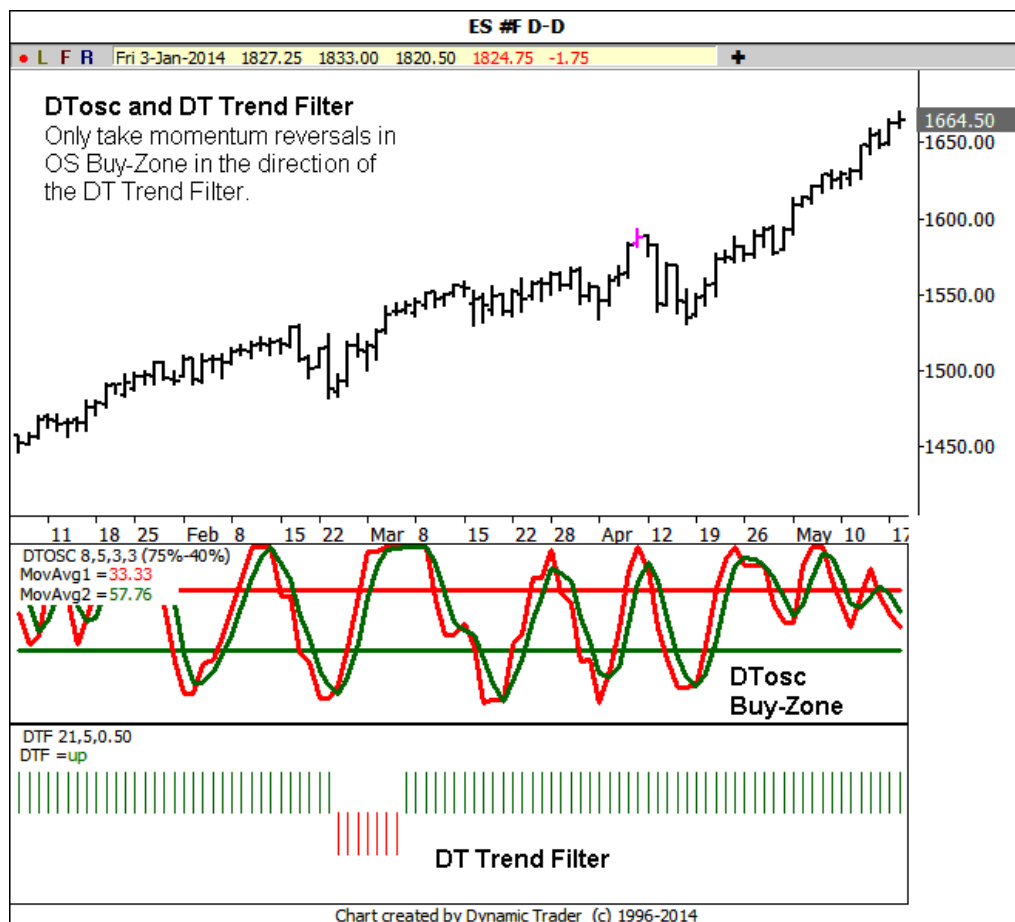
Two of the Unique and Valuable Indicators In DT

DT includes a wide variety of standard indicators to identify trend and momentum. Plus, we have developed several proprietary indicators unique to Dynamic Trader including the Dynamic Trend Filter (DTF) and the DTosc.

Dynamic Trend Filter and DTOSC

The DTF is a variable moving average indicator that self-adjusts according to the recent volatility. It is by far the best “mechanical” trend indicator we have found. It will clearly keep you on the right side of the majority of any trend and avoid the whipsaws of most trend indicators.

The DTosc is our unique “momentum” indicator. We have found no other indicator that even comes close to help the user identify momentum and price highs and lows. We teach the DT user in the trading course videos how to use the DTOSC including the Dual-Time-Frame Reversal and Dual Lookback Reversal setups as part of your trading plan for trend direction and entry and stop adjustment.



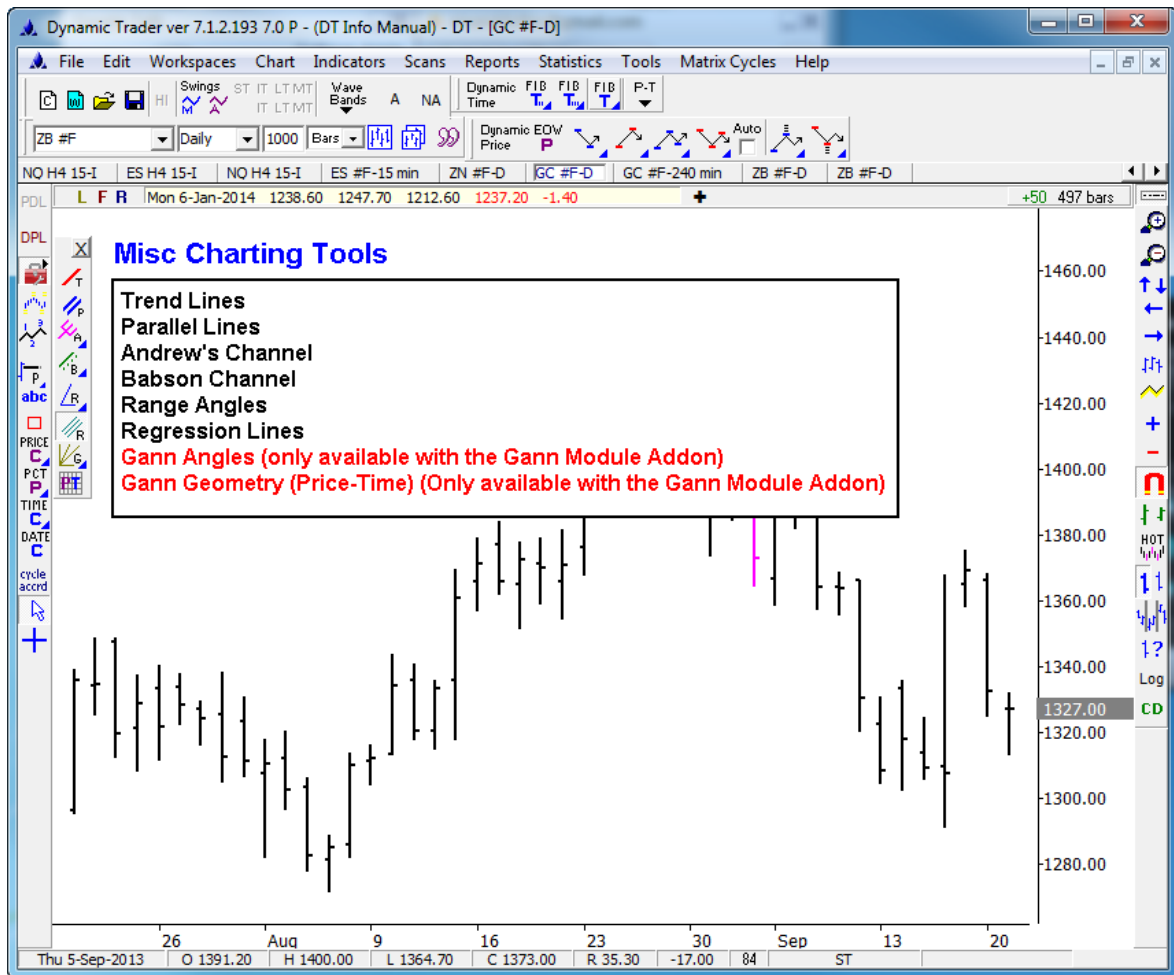
With the DT Trading Course Videos and other educational material, you will learn specific, practical momentum trade strategies. We teach you in the DT Trading Course exactly how to use the indicator strategies for objective trade entry and stop adjustment as part of your trading plan. It is not enough to have the best tools. You must know specifically how to use them.

Dynamic Trader Software and Trading Course - Version 7

Dramatically Improve Your Trading Results

Dynamic Trader's Chart Tools and Market Geometry

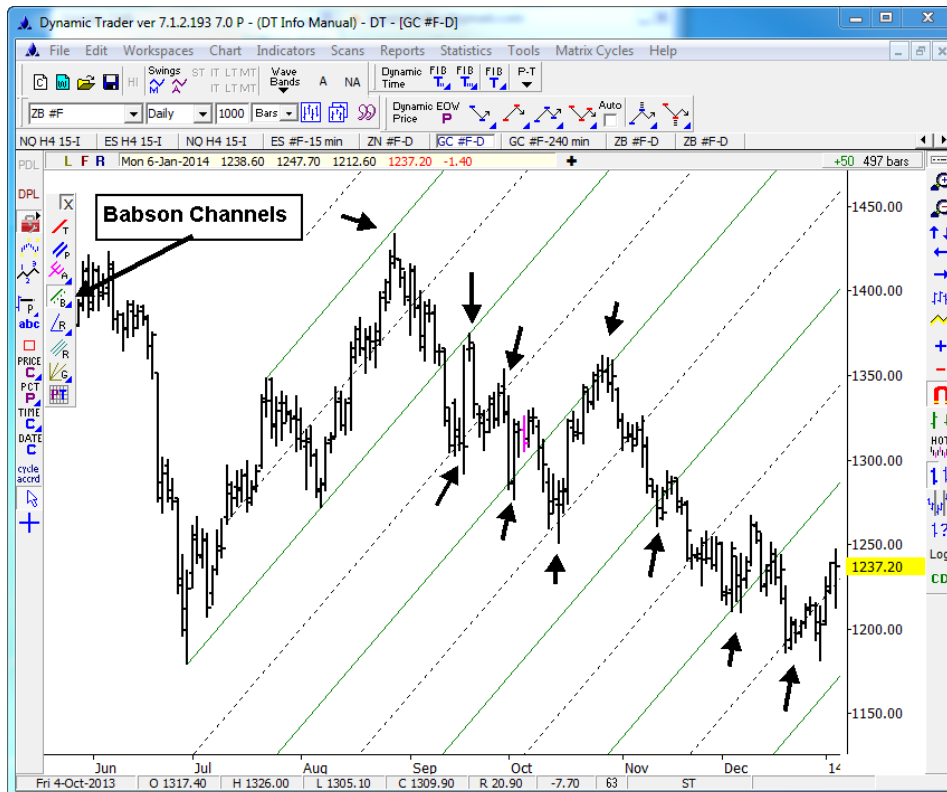
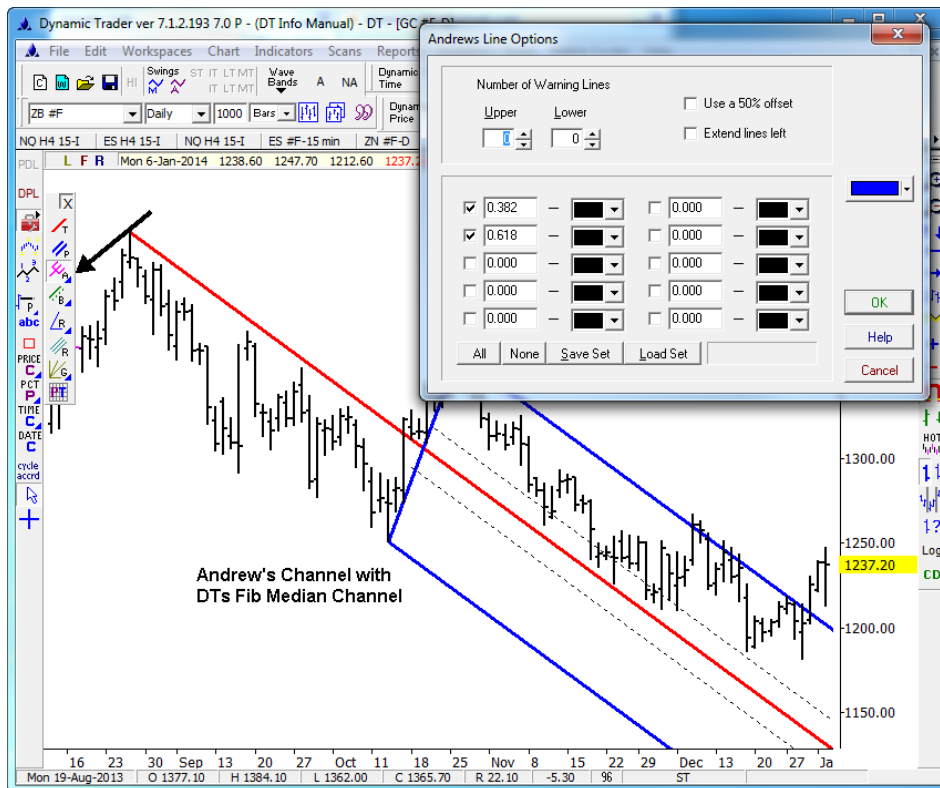
Dynamic Trader includes a full range of market geometry chart routines. Dynamic Trader offers much more than the typical trend lines and parallel channels.



Continued on the next page.

Dynamic Trader Software and Trading Course - Version 7

Dramatically Improve Your Trading Results

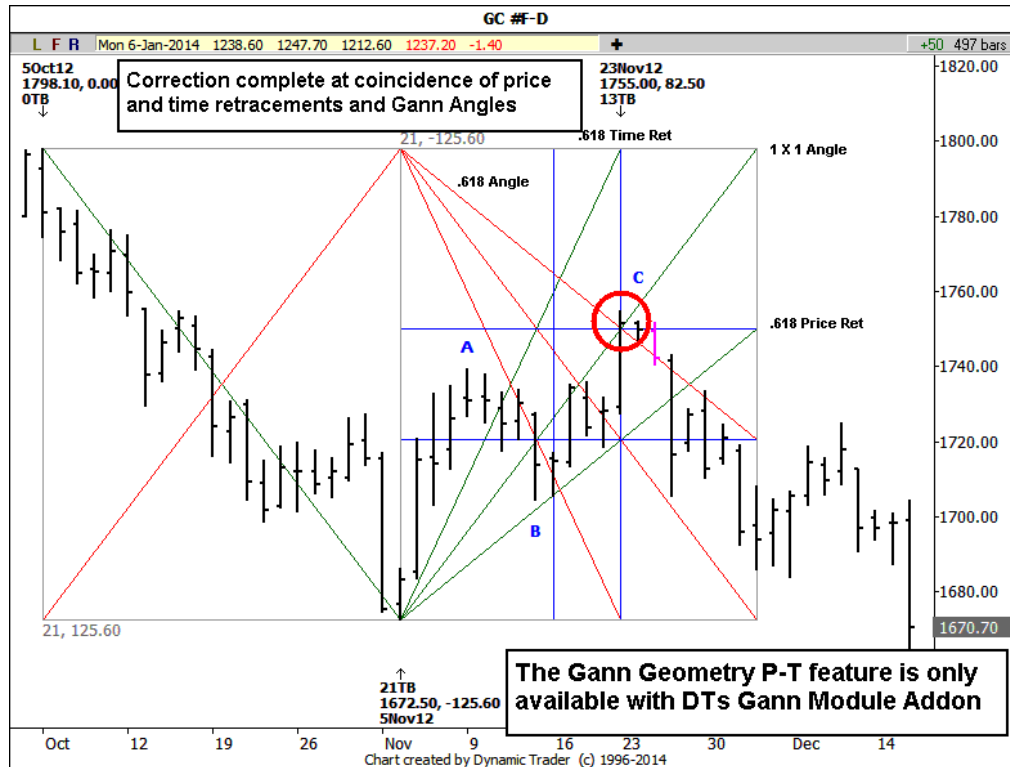


Dynamic Trader Software and Trading Course - Version 7

Dramatically Improve Your Trading Results

DT's Gann Module Add-on

The Gann Module Addon is available for an additional charge to the standard DT program. With the Gann Module Addon, the Gann trader has complete control over the Gann chart geometry and Gann Angles.



Squaring Price and Time

Complete flexibility for Gann Geometry

Horizontal		Vertical		Angles	
<input type="checkbox"/> 0.000	<input type="checkbox"/> 0.000	<input type="checkbox"/> 0.000	<input type="checkbox"/> 0.000	<input type="checkbox"/> 0.000	<input type="checkbox"/> 0.000
<input type="checkbox"/> 0.125	<input type="checkbox"/> 0.125	<input type="checkbox"/> 0.125	<input type="checkbox"/> 0.125	<input type="checkbox"/> 0.125	<input type="checkbox"/> 0.125
<input type="checkbox"/> 0.250	<input type="checkbox"/> 0.250	<input type="checkbox"/> 0.250	<input type="checkbox"/> 0.250	<input type="checkbox"/> 0.250	<input type="checkbox"/> 0.250
<input type="checkbox"/> 0.375	<input type="checkbox"/> 0.375	<input type="checkbox"/> 0.375	<input type="checkbox"/> 0.375	<input type="checkbox"/> 0.375	<input type="checkbox"/> 0.375
<input type="checkbox"/> 0.500	<input type="checkbox"/> 0.500	<input type="checkbox"/> 0.500	<input type="checkbox"/> 0.500	<input type="checkbox"/> 0.500	<input type="checkbox"/> 0.500
<input type="checkbox"/> 0.625	<input type="checkbox"/> 0.625	<input type="checkbox"/> 0.625	<input type="checkbox"/> 0.625	<input type="checkbox"/> 0.625	<input type="checkbox"/> 0.625
<input type="checkbox"/> 0.750	<input type="checkbox"/> 0.750	<input type="checkbox"/> 0.750	<input type="checkbox"/> 0.750	<input type="checkbox"/> 0.750	<input type="checkbox"/> 0.750
<input type="checkbox"/> 0.875	<input type="checkbox"/> 0.875	<input type="checkbox"/> 0.875	<input type="checkbox"/> 0.875	<input type="checkbox"/> 0.875	<input type="checkbox"/> 0.875
<input type="checkbox"/> 1.000	<input type="checkbox"/> 1.000	<input type="checkbox"/> 1.000	<input type="checkbox"/> 1.000	<input type="checkbox"/> 1.000	<input type="checkbox"/> 1.000
<input checked="" type="checkbox"/> 0.382	<input checked="" type="checkbox"/> 0.382	<input checked="" type="checkbox"/> 0.382	<input checked="" type="checkbox"/> 0.382	<input type="checkbox"/> 0.000	<input type="checkbox"/> 0.000
<input checked="" type="checkbox"/> 0.618	<input checked="" type="checkbox"/> 0.618	<input checked="" type="checkbox"/> 0.618	<input checked="" type="checkbox"/> 0.618	<input checked="" type="checkbox"/> 0.618	<input checked="" type="checkbox"/> 0.618
<input type="checkbox"/> 0.000	<input type="checkbox"/> 0.000	<input type="checkbox"/> 0.000	<input type="checkbox"/> 0.000	<input checked="" type="checkbox"/> 0.382	<input type="checkbox"/> 0.382

All None Save Set Load Set

☒ Show border ☐ Snap to bars ☒ Labels on

Box determination:

☒ Draw the box ☒ Reflect

☐ User defined

Price: 9 Time: 19

☐ Price Per Bar 9999

Price by: ☐ Ticks ☒ Whole

Draw direction: ☒ Up ☐ Down

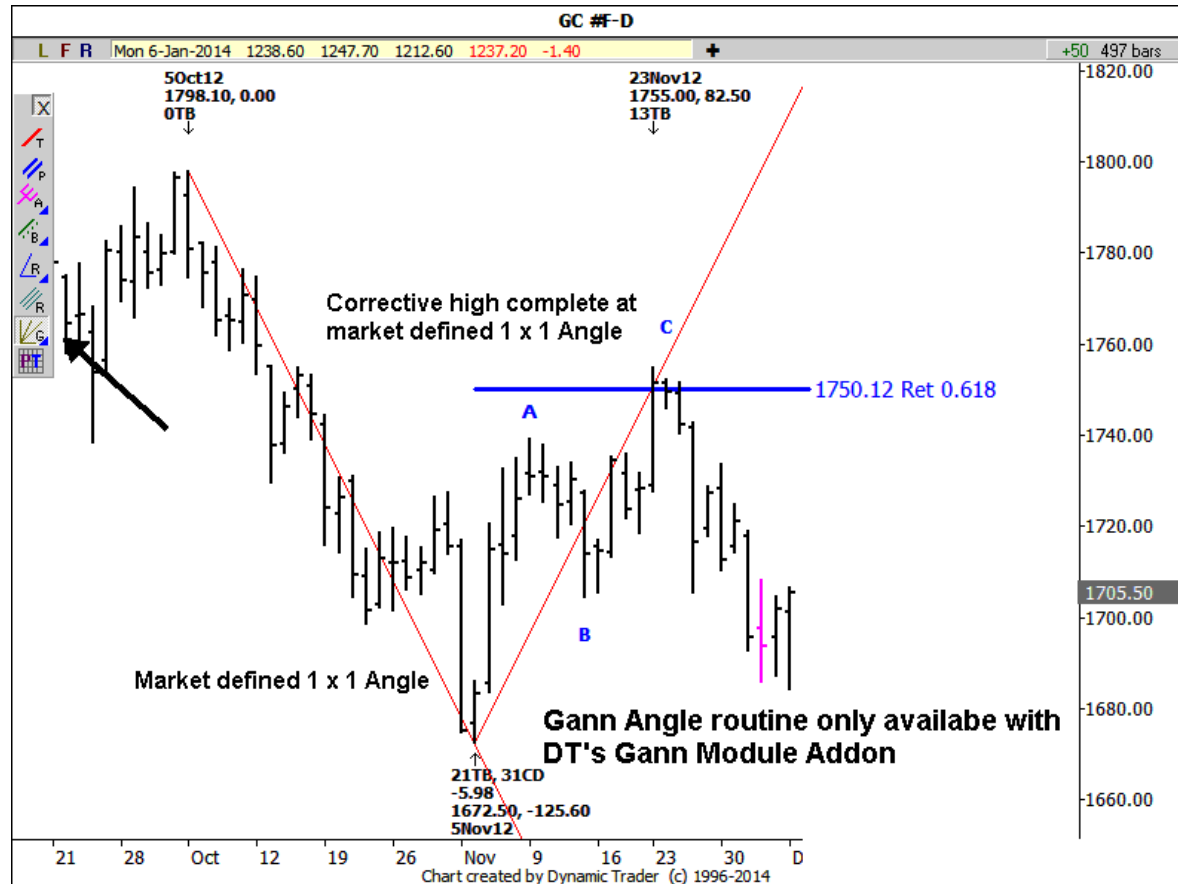
☐ Repeat

OK Help Cancel

Dynamic Trader Software and Trading Course - Version 7

Dramatically Improve Your Trading Results

Gann Angles (This feature only available with the Gann Module Addon).



Gann Angles Options DT user has complete flexibility with Gann Angles

<input type="checkbox"/> 4.000 x 1.000	<input type="checkbox"/> 1.000 x 1.000	<input type="checkbox"/> 1.000 x 1.000	<input type="checkbox"/> 1.000 x 1.000
<input type="checkbox"/> 3.000 x 1.000	<input type="checkbox"/> 1.000 x 1.000	<input type="checkbox"/> 1.000 x 1.000	<input type="checkbox"/> 1.000 x 1.000
<input checked="" type="checkbox"/> 2.000 x 1.000	<input type="checkbox"/> 1.000 x 1.000	<input type="checkbox"/> 1.000 x 1.000	<input type="checkbox"/> 1.000 x 1.000
<input type="checkbox"/> 3.000 x 2.000	<input type="checkbox"/> 1.000 x 1.000	<input type="checkbox"/> 1.000 x 1.000	<input type="checkbox"/> 1.000 x 1.000
<input checked="" type="checkbox"/> 1.000 x 1.000	<input type="checkbox"/> 1.000 x 1.000	<input type="checkbox"/> 1.000 x 1.000	<input type="checkbox"/> 1.000 x 1.000
<input type="checkbox"/> 2.000 x 3.000	<input type="checkbox"/> 1.000 x 1.000	<input type="checkbox"/> 1.000 x 1.000	<input type="checkbox"/> 1.000 x 1.000
<input checked="" type="checkbox"/> 1.000 x 2.000	<input type="checkbox"/> 1.000 x 1.000	<input type="checkbox"/> 1.000 x 1.000	<input type="checkbox"/> 1.000 x 1.000
<input type="checkbox"/> 1.000 x 3.000	<input type="checkbox"/> 1.000 x 0.382	<input type="checkbox"/> 1.000 x 0.382	<input type="checkbox"/> 1.000 x 0.382
<input type="checkbox"/> 1.000 x 4.000	<input type="checkbox"/> 1.000 x 0.618	<input type="checkbox"/> 1.000 x 0.618	<input type="checkbox"/> 1.000 x 0.618

All None Save Set Load Set

Draw direction:
☒ Up ☐ Down

1x1 Determination:
☒ Draw the 1x1
 or
☐ Ticks per bar:
 600

☒ Extend angles

OK Help Cancel

Dynamic Trader Software and Trading Course - Version 7

Dramatically Improve Your Trading Results

Powerful Portfolio Scans

Dynamic Trader includes several proprietary and **very powerful** portfolio scans that identify high-probability, low risk trade setups and multiple time frame momentum reversals. **The DT user must have daily data downloaded to the hard drive to run these scans. The scans cannot be run from eSignal data because this data is on the eSignal servers and not downloaded to the user's hard drive. This is one reason we recommend all eSignal data users also have a low cost subscription to an EOD data service such as Reuters Data Link. Reuters provides a two month free subscription to their complete EOD data for DT users.**

The DT Portfolio Scans include:

Dual Time Frame Momentum Reversal Scan: A very powerful portfolio scan to identify a dual time frame momentum reversal.

DT Alert Scanner: Scan a portfolio for a variety of momentum, volatility and breakout setups. **DT ROC and DT Oscillator Scan:** Scan a portfolio for the multiple time frame momentum position and multiple Rate of Change position.

Daily and Weekly DT Trade Set-up Scanner. Short term Trade Setup scans on daily and weekly data.

DT EOW Scanner: Scan a portfolio for the most common E-wave plus Gartley and Butterfly reversal positions.

New For DT7: DT Dual Time Frame Momentum Reversal Scans

This proprietary portfolio scan may be the most powerful scan in any trading software to identify very high probability reversal setups. This scan will alert the trader to a daily momentum reversal that is made in the direction the higher time frame weekly momentum trend. **You won't have many hits each day but when you do, be prepared for a trend reversal trade.**

DT Dual Time Frame Scan

Scan Sets: ETF Sectors, ETF Sectors (Short List)

Portfolios in Set: ETF:XLB (Material), ETF:XLE (Con Energy), ETF:XLF (Financial), ETF:XLK (Industrial), ETF:XLK (Tech), ETF:XLK (Con Staples), ETF:XLK (Utilities), ETF:XLV (Health Care), ETF:XLV (Con Disc)

Daily Charts in portfolio: AMZN, CMCSA, DIS, DTV, F, HD, MCD, NWSA, TGT

Set Scan Set Standard: SPY

Set Portfolio Standard: XLV

Current Template: 8_8_4wk

Scan Templates: 8_8_4wk

DT Oscillator Position

Weekly: RSI Length: 8, Stoch Length: 5, MA 1 Length: 3, MA 2 Length: 3, Upper Band: 75%, Lower Band: 25%, 34 21 13 13, 21 13 8 8, 13 8 5 5, 8 5 3 3

Daily: RSI Length: 8, Stoch Length: 5, MA 1 Length: 3, MA 2 Length: 3, Upper Band: 75%, Lower Band: 25%, 34 21 13 13, 21 13 8 8, 13 8 5 5, 8 5 3 3

Daily DTosc: Bullish or Bearish Reversal

Upper Level: 70%, Lower Level: 30%

Display only Daily Bullish or Bearish Reversals

Save Scan Template, Open Template

ROC 1: Include 4 Weeks, ROC 2: Include 13 Weeks

Dual Time Frame Scan Results

Group: ETF Sectors

Portfolio: ETF RTH (Retail)

Scan Template: 8_8_4wk

Date of Daily Scan: 12/3/2013

Date of Weekly Scan: 11/29/2013

Symbol	Weekly	Daily	ROC 1	Trade Direction
Group STD: SPY	Bullish	Bear	2.7%	Short
Portfolio STD: RTH	Bear	Bear	3.0%	Short
LOW	Bear	Bear	-3.5%	Short
TGT	Bear	Bear	-1.1%	Short
TJX	Bear	Bear	3.3%	Flat
WAG	Bear	Bear	-2.2%	Flat

The DT Dual Time Frame Momentum Reversal Scan will alert you to which markets have the best continued trending potential.

ETF (Indexes), ETF (Sectors), ETF IYK (US Cons), ETF OIH (Oil Services), ETF RTH (Retail), ETF:XLB (Material), ETF:XLE (Con Energy), ETF:XLK (Industrial), ETF:XLK (Tech), ETF:XLK (Con Staples), ETF:XLK (Utilities), ETF:XLV (Con Disc)

Scan, Stop

Export To Excel, Export Reversals Only To Excel, Print...

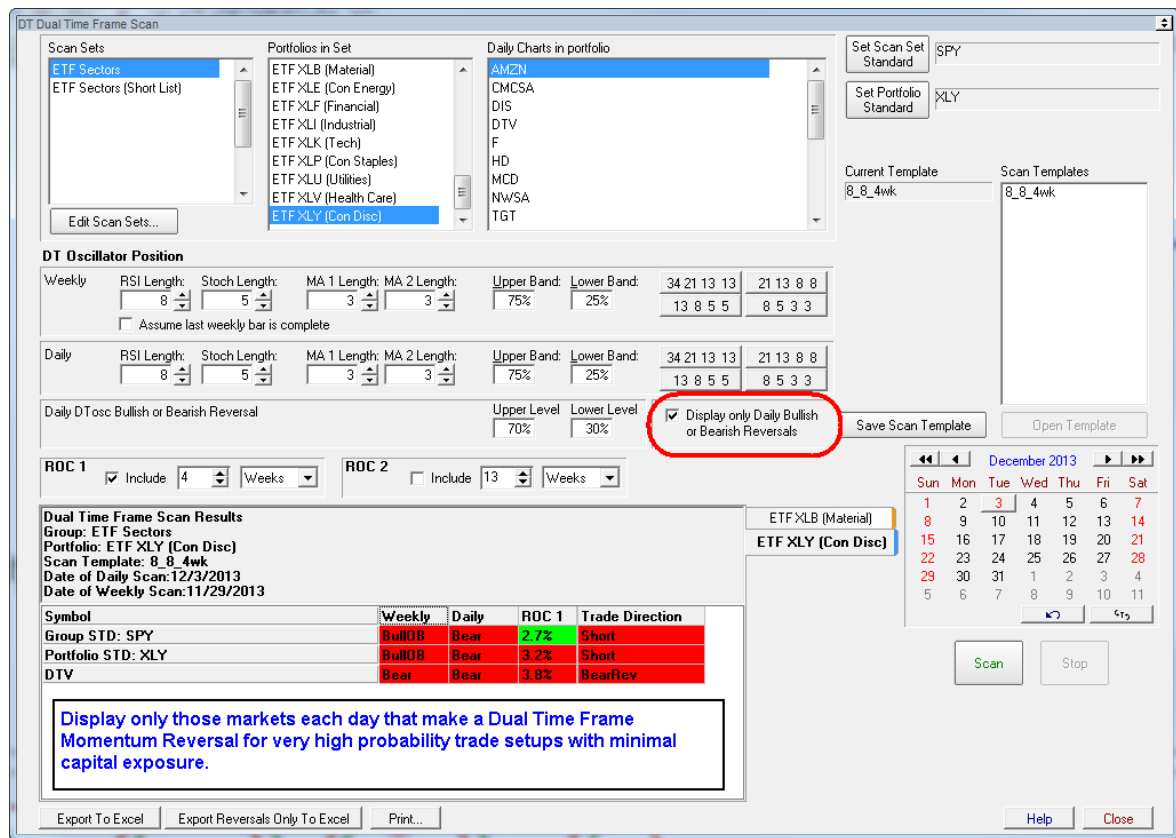
Help, Close

December 2013

Sun	Mon	Tue	Wed	Thu	Fri	Sat
1	2	3	4	5	6	7
8	9	10	11	12	13	14
15	16	17	18	19	20	21
22	23	24	25	26	27	28
29	30	31	1	2	3	4
5	6	7	8	9	10	11

Dynamic Trader Software and Trading Course - Version 7

Dramatically Improve Your Trading Results



Scan Hundreds of Symbols Only The Highest Probability Setups

This is the scan we use every day for our DT Daily Stock / ETF Report. Why? No other scan is so powerful to quickly scan hundreds, even thousands of stocks for relative strength and our proprietary Dual-Time-Frame-Momentum Reversal setups.

Users are not only alerted to those symbols that have the highest probability to trend with the major market trend, but, will be alerted to those few symbols that make the Dual-Time-Frame-Momentum-Reversal each day.

This scan first identifies which markets are relatively strong compared to the major market index then the relatively strong (or weak) sector index and then identifies which of these symbols are in a positive momentum with the sector and major market.

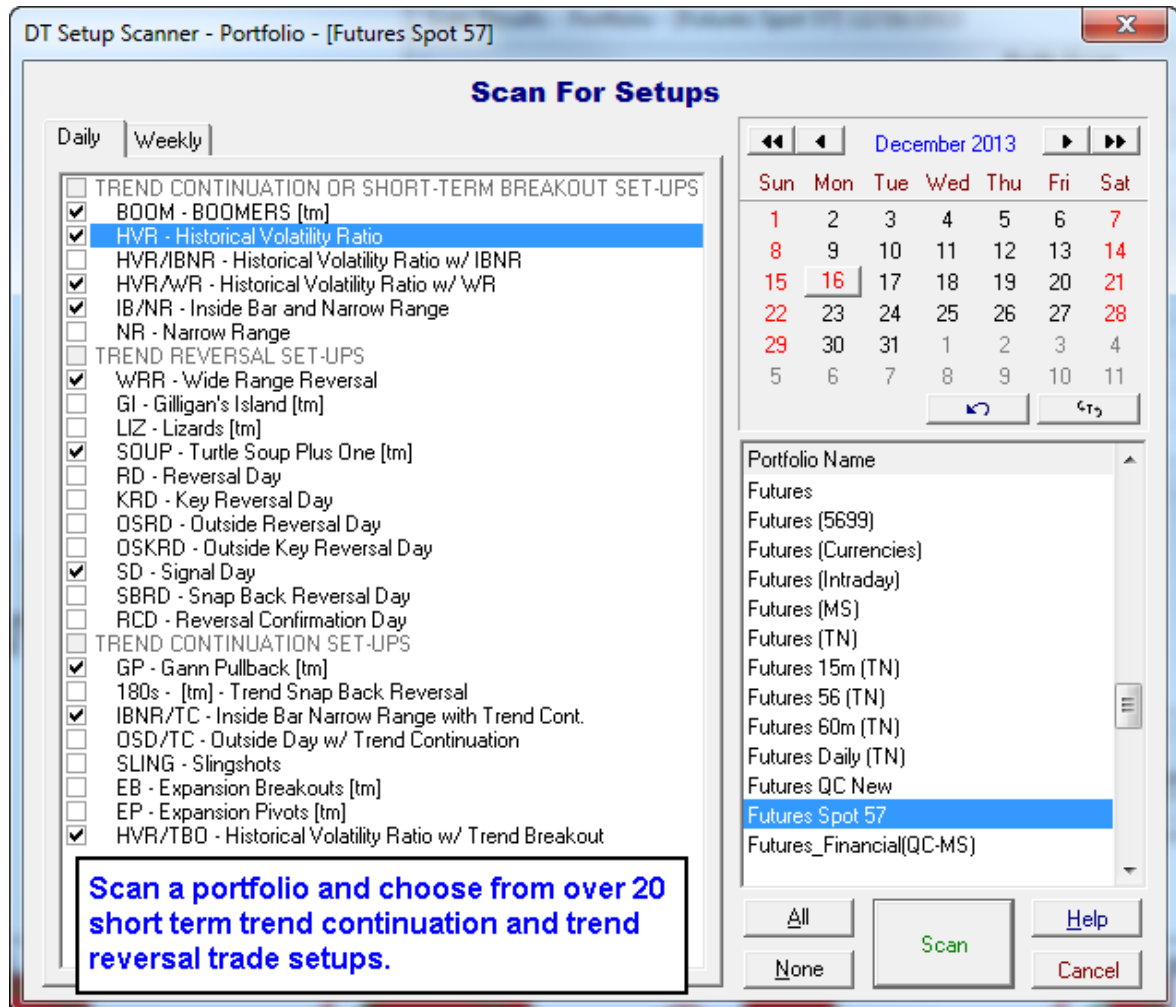
A combination of relative strength and Dual-Time-Frame-Momentum setups taken to a new level!

Dynamic Trader Software and Trading Course - Version 7

Dramatically Improve Your Trading Results

DT Trade Scanner

The DT EOD Trade Scanner will scan any portfolio of daily data files for the most reliable daily or weekly trade set-up conditions and **provide the entry and initial stop-loss price triggers**. The DT Trade Scanner includes both trend reversal and trend continuation trade set-up signals. This is a very powerful and time saving report, especially when used in conjunction with the dynamic time and price projection routines.



One of the most difficult challenges for a trader is to determine how to get into a trade with a minimum of risk and capital exposure once a trend is underway. The DT Trade Scanner gives the user the choice to scan for his choice of several high-probability, trend-continuation, trend reversal and breakout trade set-ups. Many of our users will only enter a trade on one of the DT Trade Scanner signals.

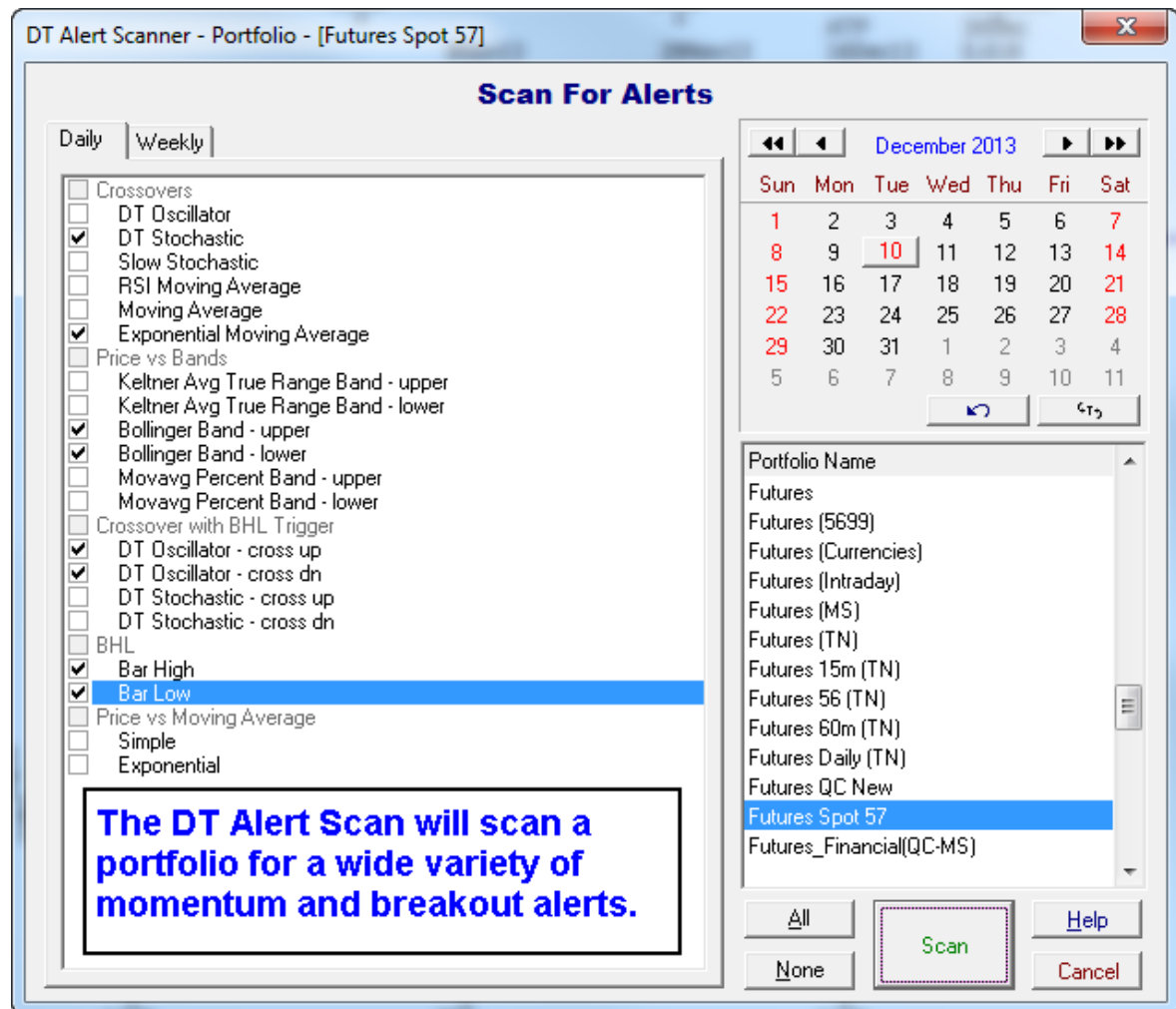
Dynamic Trader Software and Trading Course - Version 7

Dramatically Improve Your Trading Results

DT Alert Scanner

The DT Alert Scanner is different from the DT Trade Scanner. The Trade Scanner tests for short term price patterns for reversals and breakouts. The Alert Scanner tests for those markets in an extreme momentum position or making a momentum reversal.

The DT Portfolio Scans give the user a variety of scan choices to provide the best information to make practical, low-risk, high-probability trade decisions.



Dynamic Trader Software and Trading Course - Version 7

Dramatically Improve Your Trading Results

DT EOW Scan

The DT EOW (end-of-wave) scan will identify which markets have reached the probable time and/or price target zones to complete the most common E-Wave trend and counter trend patterns plus the Gartley and Butterfly patterns.

It is not only a great way to focus in on those markets that are in a position to complete a typical pattern, but also to be aware of those markets that are not in the typical position to complete the pattern which implies their trends should continue.

End of Wave Scan

Portfolios

- Futures (Intraday)
- Futures (MS)
- Futures (TN)
- Futures 15m (TN)
- Futures 56 (TN)
- Futures 60m (TN)
- Futures Daily (TN)
- Futures QC New
- Futures Spot 57**
- Futures_Financial(QC-MS)
- Futures_Financial_PIT_MS

Charts

- T-Notes 10Yr CBT Com TY5700 D
- T-Notes 10Yr CBT Pit TT5700 D
- US Dollar Indx (Comb) 5700 D
- Wheat CBT (Pit) Cont W 5700 D
- US Dollar Index Cash DX9 9900 D
- US Dollar Index Cont DX9 5700 D
- US Dollar Indx (Comb) DX2 5700 D
- Hang Seng Index \$HSIX D
- Gold \$-MET3 D
- Gold Comex (Comb) Co GC2 5700 D
- Crude Oil NY (Comb) CL2 5700 D**

Swings

Auto: ☒ Short Term, ☒ Intermediate Term, ☐ Long Term, ☐ Major Term

Manual: ☒ Ed1, ☐ Ed2, ☐ Ed3

☒ Price, ☒ Time

☒ By Portfolio, ☐ By Workspace

☒ ☒ ☒ ☒ ☐ ☒ ☒

Chart	Bar Pattern	P/T	Swing	Date	W2	W3	W4	W5	WC	Gart	Butfly
Eurodollar CME (Pit) ED5700 D		P - T	ST	Thu 2-Jan-2014			x				
Gold Comex (Pit) Con GC5700 D		P - T	ST	Thu 2-Jan-2014	x						
Gold Comex (Pit) Con GC5700 D		P - T	IT	Thu 19-Dec-2013		x					
Lean Hogs (Pit) Cont LH5700 D		P - T	IT	Mon 30-Dec-2013		x					
Swiss Franc (Pit) Co SF5700 D		P - T	ST	Thu 2-Jan-2014		x					
Hang Seng Index \$HSIX D		P - T	ST	Thu 2-Jan-2014	x						

Scan a portfolio of futures, stocks, ETFs or Forex to discover which markets are in an ideal End-of-Wave price/time target zone to complete an Elliott wave, Gartly or Butterfly structure.

Scan Stop Help Close Print Export

Dynamic Trader's portfolio scans are unique and very powerful routines that will save the user hours of looking for the best probable trades.

Dynamic Trader Software and Trading Course - Version 7

Dramatically Improve Your Trading Results

DT Alerts

DT7 has dramatically upgraded its alerts including three new and powerful alerts, the Dual-Time-Frame-Momentum-Reversal, DTosc Dual-Lookback, DTosc OB/OS and ATR (Average True Range) alerts. All of the DT alerts can be used with **real-time intraday data** as well as daily and weekly data.

Alert: ES #F - 60

60-240 Minute Dual-Time-Frame-Momentum-Reversal Real-Time Alert

Dual Time Frame Momentum
Alert conditions for completed bars.

Long Period
☒ Intraday 240 minute bars Long period must be a multiple of the chart period.
☐ Daily ☐ Weekly ☐ Monthly ☐ Quarterly

RSI Length: 21 Stoch Length: 13 MA 1 Length: 8 MA 2 Length: 8 Upper Band: 75% Lower Band: 25%

Short Period
(Chart Period) RSI Length: 13 Stoch Length: 8 MA 1 Length: 5 MA 2 Length: 5 Upper Band: 75% Lower Band: 25%

☒ **Previous Bar H/L** If Bullish Reversal is made, trailing Bar High must be exceeded for alert to be triggered
If Bearish Reversal is made, trailing Bar Low must be exceeded for alert to be triggered

Comment ☐ Play Sound

☒ **Send EMail Notification** Click "Configure Email" to assign or change address

The Dual-Time-Frame-Momentum-Reversal trade strategies are taught in *High Probability Trading Strategies* book which is included with the DT Software and Trading Course package. DT is the only software program that includes this unique and powerful alert.

DT also includes many other unique alerts based on some of the common and not so common indicators. Whatever time frame or market you trade, DT will alert you to the highest probability trade setup conditions.

Alert Emails or Text Messages

Also new in DT7 is the ability to email or text message whenever an alert is made.

DT Training Videos

We have produced many training videos just for DT owners. We add more DT Training Videos on a regular basis, often based on suggestions for DT owners who want to learn more in depth about some of the unique DT features and trading strategies.

We have also produced ten *"Getting Started with DT"* training videos..

We have made six *"What's New In DT"* training videos to teach you how to take full advantage of the new features in DT.

We have our programmers working full time constantly upgrading and adding more new features and enhancements to Dynamic Trader.

DT Video Tour

Want to learn more about Dynamic Trader and see it in action? Be sure to also view all the DT Tour Videos and What's New in DT7 videos that are accessed from our website where you will see Robert demonstrate many of the features, routines and scan reports in Dynamic Trader.

Continued on the next page.

High Probability Trading Strategies Book

Robert's newest book, *High Probability Trading Strategies* is his latest practical and comprehensive instruction on complete step-by-step and bar-by-bar trading strategies. It is must reading for every Dynamic Trader owner.

We strongly recommend you have this educational book to get the most out of your DT software. *High Probability Trading Strategies* book is available from Amazon.

The Dynamic Trader Trading Course Videos

Included **FREE** With Each Dynamic Trader Software Program

Included with the *Dynamic Trader Software* is the *Dynamic Trader Trading Course Videos*. These videos are comprehensive tutorials of how to use the DT features for time, price, pattern and trade strategies. The videos includes instructions on how to develop and stick to a trading plan and how to integrate specific trading strategies for minimum risk and minimum capital exposure. The *Trading Course Videos* are in addition to the *Dynamic Trader User's Guide Supplements*.

Below is a partial list of the subjects covered in the trading course:

- Market Dimensions
- Dynamic Price Analysis
- Dynamic Time Analysis
- Pattern and Elliott Wave
- Practical Application of Indicators
- Reversal Signals and Trading Strategies
- Stop Loss Placement and Adjustment
- Statistical Analysis of Trends
- Dynamic Indicators
- Chart Analysis
- Trading Guidelines
- Developing a Trading Plan
- And A Whole Lot More!

The DT Trading Course Videos will help you learn how to use the unique features of Dynamic Trader for practical trade strategies and a complete trading plan build on the unique features in the *Dynamic Trader Software*.

**The *Dynamic Trader Trading Course Videos*
will become the a valuable reference work in your trading library.**

**We have been committed to helping trading develop their own
successful trading business for almost 30 years!**

Order The Dynamic Trader Software and Trading Course, Today!

Make Trading Your Business, Not Your Hobby.

Unique Time Analysis and Projection Routines

- Fib Time Blitz
- Dynamic Time Projections
- Time Rhythm Zone Projection
- Custom Time Projections
- Built-in Elliott Wave Time Projections
- Complete Instruction How To Apply Time Analysis and How To Use It In Your Trading

Unique Price Analysis and Projection Routines

- Total Price Projection Flexibility
- Custom Price Projection Reports
- Price Rhythm Zone Projections
- Built-in Elliott Wave Price Projections
- Complete Instruction How To Apply Dynamic Price Analysis and How To Use It To Make Trading Decisions.

Multiple Time Frame Momentum Strategies

- Dual Time Frame Momentum Reversal Setups
- Dual Lookback Momentum Reversal Setups
- Our unique DTosc and DTstoch to smooth momentum cycles
- Comprehensive momentum strategies instructions for practical trade strategies

Comprehensive Charting Techniques

- Quick, Easy and Accurate Market Geometry Charting
- Easy Text Labeling On Chart
- Easy Chart Manipulation
- Attach Notes To Any Chart

Practical Indicator Application

- Learn Which Indicators Are Valuable and Why
- Dynamic Indicators Included
- No Indicator Duplication

Elliott Wave Analysis

- Practical Elliott Wave Instruction
- Built-in Elliott Wave Time and Price Projection Routines

Fibonacci Time and Price Cycle Projections

Trading Guidelines Tables

The Most Complete Trading Course Available To The Trading and Investing Public

All Of This And A Whole Lot More!

Robert Miner's
Dynamic Trader Software

Read these **unsolicited comments** from Dynamic Trader users around the world and decide for yourself whether you want to be a part of the cutting edge of technical analysis.

Dear Robert:

I would like to thank you for your great contribution to my successful trading. I have now completed three years of trading my own account. My profit stands at approximately 1,060% for the past three years. This was achieved trading seven markets.

Your Dynamic Trader Software is a superb piece of work. I am really impressed. *It is the best software program I have ever seen.* I cannot begin to put into words how good it feels after years of unsuccessfully messing around with standard technical analysis, including all of those silly system software programs, to be actually trading consistently with confidence.

I am regularly trading from the actual day of a top or bottom or at worst, one day later. For the first time in my trading life, I am now making regular profits. I now see the obvious mistakes the other 98% of traders are making. When Time, Price and Pattern coincide, change is inevitable, just as you teach in your course.

Your Dynamic Trader Software and Trading Course is an outstanding achievement. Any trader who doesn't utilize this great material can't be serious. Thanks again for your great contribution.

S. E. Griffiths, Bristol England

"I've used every imaginable software program for traders. Dynamic Trader is the only serious contender amongst them all. It recently nailed the Sept. 3 reversal in the OEX to the day, two weeks in advance! This one trade in OEX calls paid for the program many times over. Thanks Bob, you've really outdone yourself this time."

Paul Boughton, Ontario, Canada

"Dynamic Trader is just awesome. It's the first program to put it all together. For years, traders have successfully applied Gann and Elliott techniques to the markets. Robert, you have isolated the best of both those worlds and developed your own unique method that I believe will stand the test of time."

George Fizer, Guttenberg, NJ

"You have created a new standard in technical analysis software and education."

Hanspeter Ehrsam. Canobbio, Switzerland

"Dear Robert. I am writing to say how much I am impressed with your Dynamic Trader Analysis Report. After reading your monthly reports, it was like a breath of fresh air

compared to all the other material written on market activity. Thanks for the great insight into market behavior and being willing to share it with the trading and investing public."

Paul Wolfe, Bristol, England

"Thanks for the practical trading information in your Dynamic Trader Report. I particularly appreciate the meticulous thought you put into your tutorials and special reports."

Mike Jame, Taumarunui, New Zealand

"I've traded for 30 years on and off the floor. This is the most outstanding educational material I've ever seen."

John Wellford, Vero Beach, FL

And Trading Course

More unsolicited comments from real traders on today's cutting edge.

Bob:

In my wildness dreams I would not believe your course material. I closed out my first soybean trade for a 43 cent profit after finishing your trading course. I closed the trade out because the time and price projections were pointing to a reaction. And react they did.

Bob, I just can't thank you enough. I still can't believe I have accomplished this much in such a short period of time. I feel I now understand and have a better feel for what is really happening in the markets more than I ever did before. You made me think. Using your course as a guide (my trading Bible as I call it), sure makes things a lot easier and understandable.

As you know, I have been studying and putting into practice your educational material for years. Your newsletter has been like having an ongoing real-time workshop. I can't believe this program (Dynamic Trader). Why aren't you selling it for ten times its price? Any person who is serious about trading and wants to learn about the markets should study your course material and use the Dynamic Trader program first before they waste a lot of money on all of the useless and overpriced stuff out there.

Thanks again for turning my trading life around. I can't thank you enough. Congratulations again for Dynamic Trader. It certainly is the crowning achievement of your service to us traders and investors.

Don Holtzinger, Wilmington, NC

"Even though you are in the business of teaching traders, it is refreshing to find a teacher who gives so much personal service, insight and wisdom to his customers. The trading game is tough, but, thanks to you, I am ahead of the game."

Rick Berger, Paxton, IL

"I have subscribed to many newsletters over the years. Your Dynamic Trader Analysis Report is the only one I have ever made money from. I particularly enjoy the educational lessons in each issue."

Bob Chapman, Glenbrook, Australia

"I have been a subscriber to your newsletters since about 1987. Every year the newsletter (Dynamic Trader Analysis Report) has been upgraded and expanded with additional material. I can't imagine anyone not getting more than their money's worth with your newsletter. I like your emphasis on the "practical." One of the most valuable features is your commitment toward those who purchase the material. I appreciate that commitment. It is rare to find it in this business."

Alan Jezek, San Antonio, TX

Dynamic Trading Multimedia E-Learning Workshop
Ground Breaking, Comprehensive and Practical Education

Although the **Dynamic Trading Multimedia E-Learning Workshop** is not included with the DT Software and Trading Course package, I wanted to mention it here because DT owners get a **huge discount** (over 70%!!) on the workshop, if the workshop is purchased at the time of the DT purchase.

The **Dynamic Trading Multimedia E-Learning Workshop** is an almost 40 hour, advanced learning experience incorporating the latest in multimedia and accelerated learning teaching techniques. I'm not going to go into details about it here, but you can learn all about it on our web site at www.DynamicTraders.com.

This workshop sells to the non-DT owner public at \$997. It is an incredible bargain at that price. I mention it here because you may purchase this comprehensive trading course for a very, very substantial discount (over 70%) when you purchase the DT package. DT owners always get a discount on our educational products but we offer an even more substantial discount on this workshop if it is purchased at the time of the DT package purchase.

Check out the information about the Dynamic Trader Multimedia E-Learning Workshop on our web site before you make the DT package purchase.

We are committed to your trading success!

Dynamic Trader Software and Trading Course - Version 7 *Dramatically Improve Your Trading Results*

Join The DT International Trading Community Today

For current DISCOUNT pricing, go back to PAGE 2.

DT-EOD Software and Trading Course

Includes the Dynamic Trader Software and Trading Course Videos, DT Trading Course videos, DT Users Guide Online Manual, access to the DT Online Training videos, a subscription to your choice of a *DT Daily Report* and access to the password protected DT Owners Web Site. DT-EOD includes the DT Trade Station Data Utility for no additional charge. DT-EOD is a one time fee for life time ownership.

DT-RTE (eSignal) Real-Time Upgrade (annual fee)

Real-Time Upgrade to use DT with eSignal real time data feeds. DT-RTE is only available to owners of DT-EOD. If you do not renew your annual real-time license, you will still have DT-EOD available to use indefinitely. The DT real-time annual license does not include the data. You must have a Premier data subscription to eSignal real-time or EOD data service.

DT Trade Station Data Utility for RT Data Feed

For DT owners who also have Trade Station, we provide a DT-TS Data utility at no charge which will convert data from your Trade Station charts to a format DT can read real time. If you have DT and Trade Station and use this utility, you do not need one of our Real-Time license upgrades or a separate RT data feed.

System Requirements: *Dynamic Trader* requires a Windows operating system and approximately 10 megs of hard drive space.

Unconditional 30 Day Money Back Guarantee: If within 30 days of receipt of the program you are not satisfied with the software and trading material for any reason, return all of the material for a refund of your purchase price less a support/restock fee as described on our web site, no questions asked. Returns are only accepted with an RMA number you will receive after requesting a return by email and uninstall confirmation code you will be given when you uninstall the software. For the complete return/refund instructions, see the DT web site.

A Definition of Insanity

Keep doing the same thing and expect different results.
Are you ready to make the change to Dynamic Trader
or are you going to keep doing the same old thing?

Do It Now!

Order your Dynamic Trader Software and Trading Course package. Join traders from over 30 countries and learn to make trading a business.

Place your order on our secure web site order form at
www.DynamicTraders.com.

Be sure to view DT live at the **DT Video Tours** on the Software page of our Web site.

